




IF & F
SERVICE SOLUTIONS

merilas

shortpulse **810**

Laser therapy

for advanced and
end-stage glaucoma




your laser specialist

meridian 
medical

merilas

shortpulse **810**

**PROVEN RELIABILITY –
UNIFIED LOOK**



your laser specialist




merilas

shortpulse **810**

SUPERIOR QUALITY & LONGEVITY

The Merilas 810 shortpulse is cooled by a unique thermal electrical cooling system. No ventilation slots are required. This ensures that no dust can penetrate into the interior of the laser.

The housing of the laser head is made of a high grade aluminium giving the unique solid feeling of Meridian products while moving the laser and protects the sensitive parts of the laser.



merilas

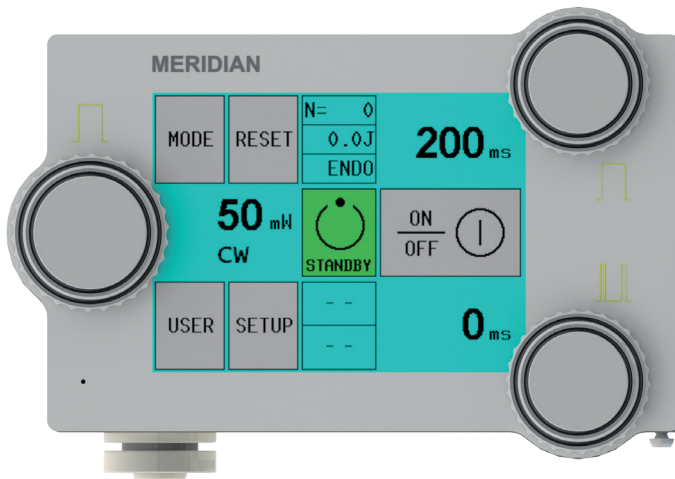
shortpulse **810**

USABILITY

The Merilas lasers convince by their fast start-up.

The detachable touch display with glass technology ensures flexibility and cleanliness at the workplace. The user interface is easy to use thanks to its intuitive design. Due to our special and unique thermal-electrical cooling system there are no disturbing noises or air turbulences.

All Merilas lasers impress with their small and compact size and are easy to transport. Each laser comes with a robust and practical transport case.



merilas

shortpulse **810**

SAFETY

The separate menu modes for easy identification of continuous wave and shortpulse mode ensure safe handling.

Our color-coded laser coupling to match the wavelength output makes it easy to assign the laser delivery systems. Auto Key connector: The automatic recognition of the laser delivery device must be confirmed by the user.

Our technicians can support you via remote service in case you need assistance. This function allows fast and safe troubleshooting.



merilas

shortpulse **810**



FLEXIBILITY & COMFORT

One laser: Two clinical applications (Glaucoma and Retina treatments).

Due to the small and compact design of the laser and its handy carrying case, the Merilas 810 shortpulse can easily be transported to other practices or clinics.

Our technicians can support you via remote service in case you need assistance. This function allows fast and professional troubleshooting.

merilas

shortpulse **810**

LASER EXCELLENCE

The history of Meridian AG, now showing up as Meridian Medical Group, and the history of the medical Nd:YAG laser are closely connected. Meridian AG was already significantly involved in the development of the “Merilite” and 2006 the first Merilas laser of this laser family.

For the shortpulse lasers, new technology was developed and patented by our development engineers.

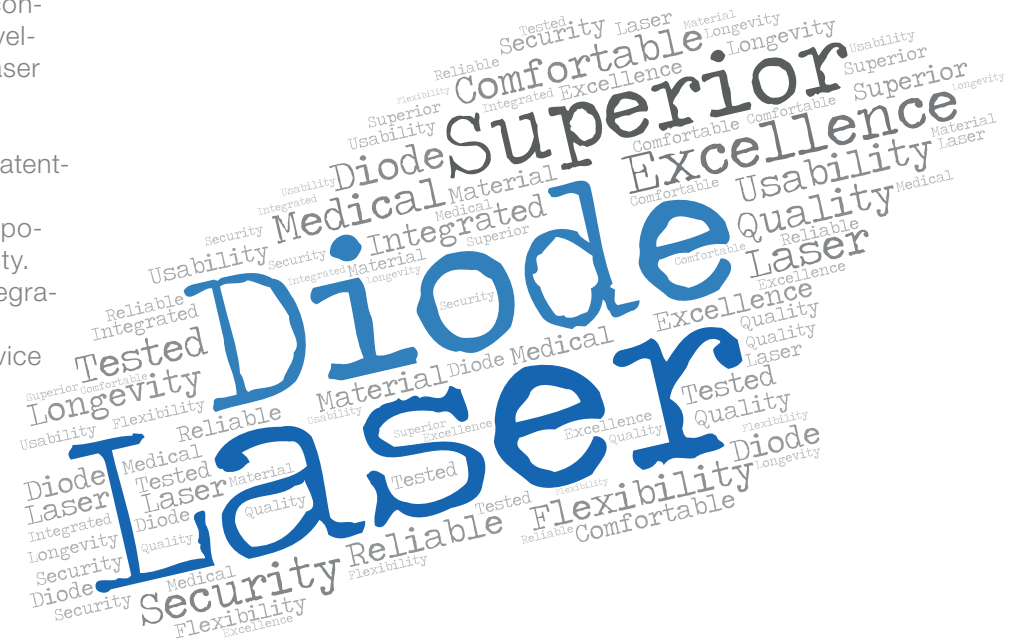
We select and integrate the best Swiss and European laser components to ensure the highest level of quality and long term reliability.

We use tested and reliable best practices in engineering and integration, ensuring highest performance in each of our systems.

Our highly skilled and experienced staff works to deliver the service and results our customers deserve and have come to expect.

TIPS FOR YOUR LASER


- Not using your laser over a longer period of time will shorten its lifetime
- Store the laser in the supplied case if the laser is not used for a longer time
- Regular cleaning ensures stable operation of the laser



merilas

shortpulse **810**

CLINICAL INDICATION



Retinal Photocoagulation:

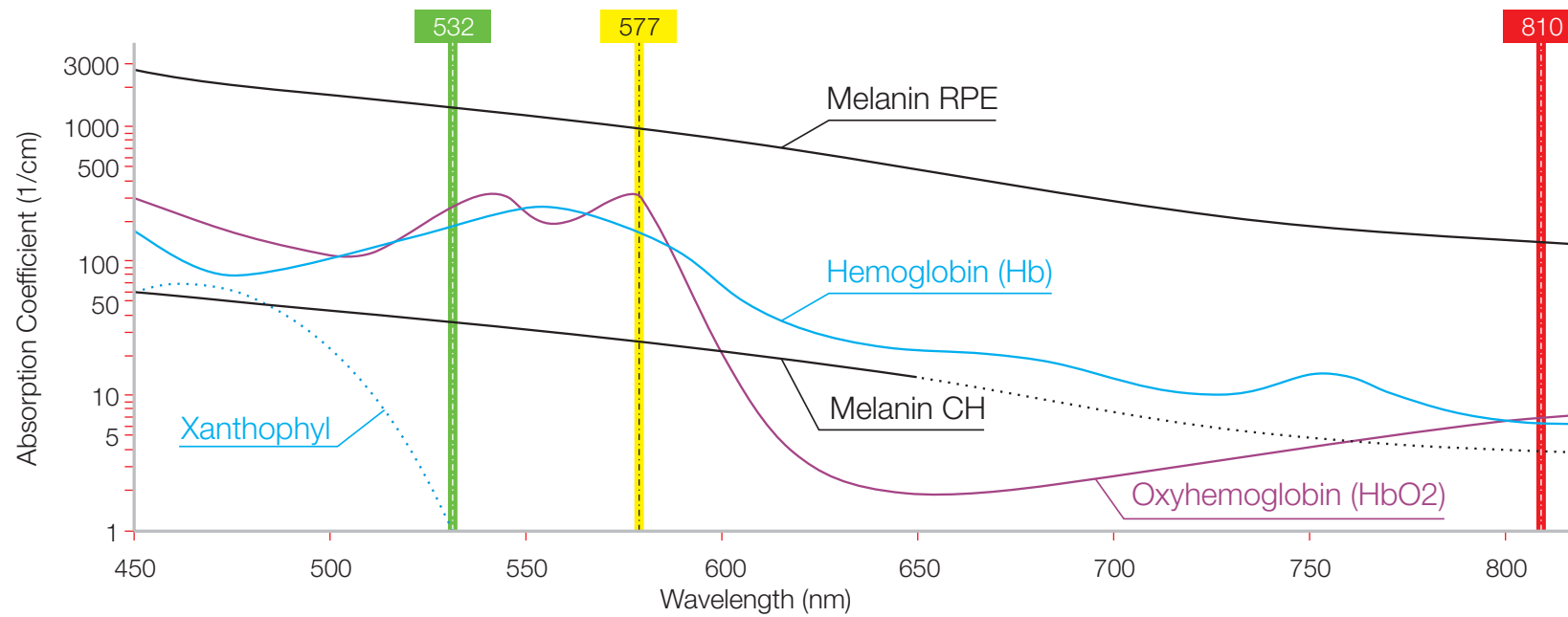
- Retinal Photocoagulation with endo-probe
- Diabetic Retinopathy
- Central Serous Chorioretinopathy
- Diabetic Macular Edema
- Central/Branch Retinal Vein Occlusion
- Retinal Tears, Holes and Detachments

Glaucoma:

- Cyclophotocoagulation

WAVELENGTH BENEFITS – WHY 810 NM?

- The 810 nm wavelength is less absorbed by melanin and haemoglobin
- This wavelength has the advantage of penetrating the sclera and excessive haemorrhage

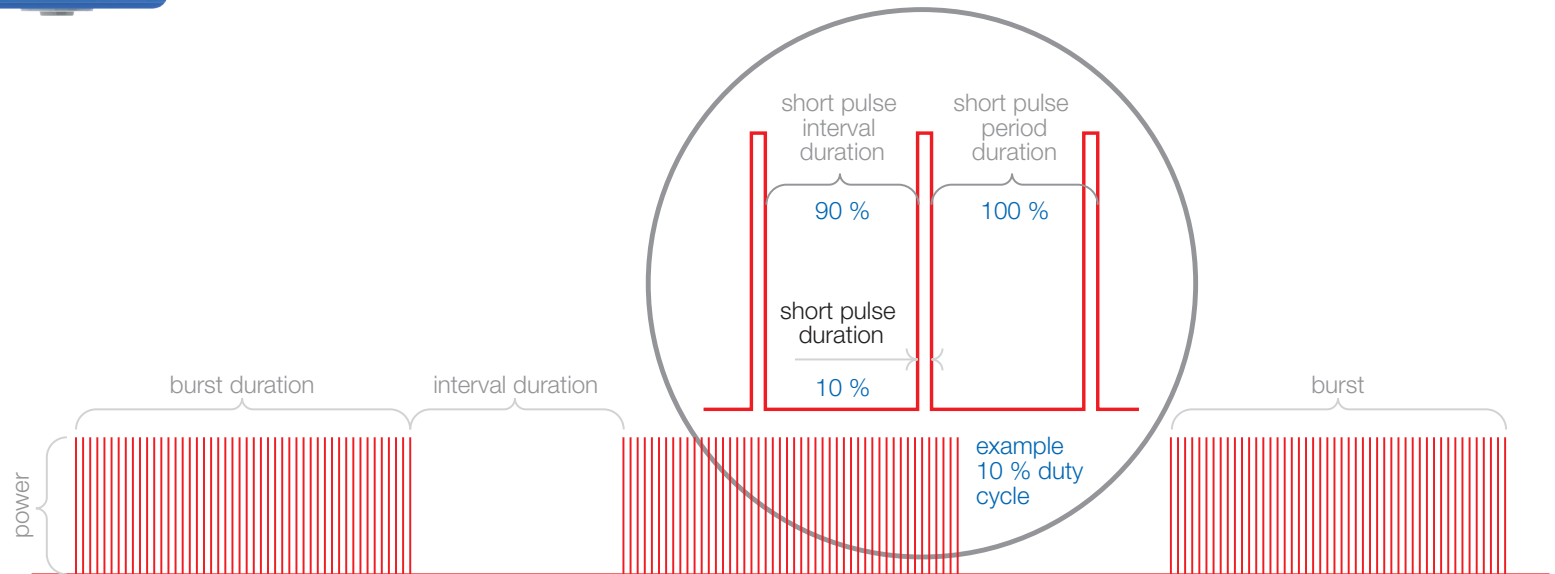



merilas

shortpulse 810

THE PRINCIPLE OF SHORTPULSE

- In shortpulse mode a pulse duration consists of many alternating short bursts and intervals.
- In contrast to the continuous wave (CW) mode, the tissue is not heated very much in the shortpulse mode – tissue is treated more gently.



merilas

shortpulse **810**

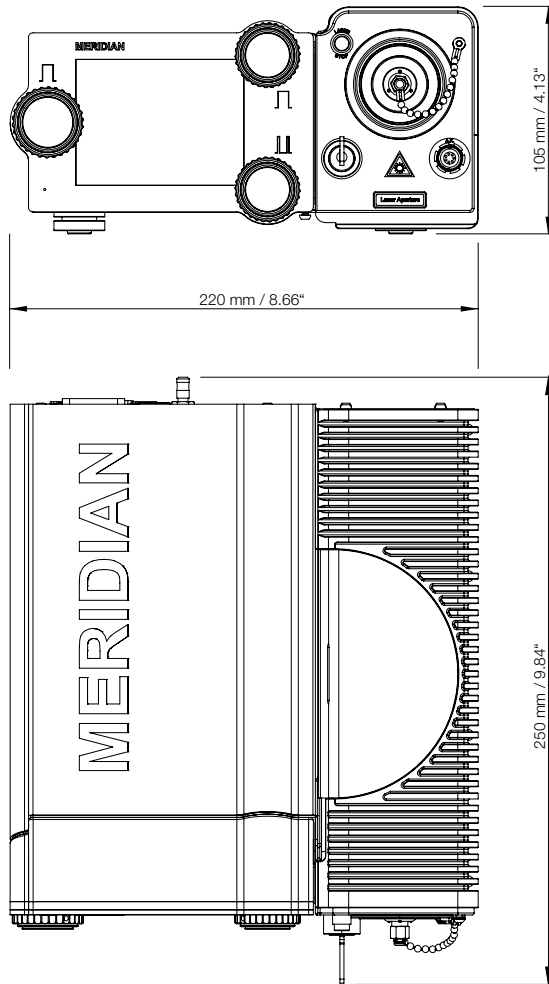
STANDARD ACCESSORIES

- Foot switch
- Transport case

OPTIONAL ACCESSORIES

- Transscleral Cyclophotocoagulation probes for Glaucoma
- Other endoprobes
- Safety goggles





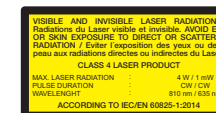
merilas

shortpulse **810**

TECHNICAL SPECIFICATIONS*

| Device description | Merilas 810 shortpulse merilas shortpulse 810 |
|------------------------|--|
| Safety Classifications | Class 4 |
| Wavelength | Infrared (810 nm) |
| Power Output | 50 – 3000 mW |
| Pulse Duration | CW (continuous wave, chopped) 1 ms – 10 000 ms |
| Pulse Interval | 1 ms – 10 000 ms |
| SP-Mode Settings | Shortpulse (continuous wave, chopped) Shortpulse duration: 0.01 – 9.5 ms Shortpulse interval: 0.1 – 9.5 ms |
| Cooling | TEC |
| Aiming Beam | Diode 635 nm, (0-1 mW in 9 Steps) |
| Dimensions | 25.0 × 22.0 × 10.5 cm |
| Total Weight | 7.0 kg |
| Power Requirements | 100 – 240 V, 50/60 Hz, 2 A max. |

* All technical specifications are subject to change without notice. In accordance with the international general safety standards: IEC 60601-1:2005/AMD1:2012., IEC 60601-1-2:014, MDD 93/42/EEC. The laser safety is in accordance with the international standards: IEC 60825-1:2014 and IEC 60601-2-22:2007/AMD1:2012.



CE
0633

C/ Dante Alighieri, 121 2º 2ª
08032, Barcelona

comercial@iffservice.com

www.iffservice.com

+34 930 116 062

your laser specialist

